ELECOM

HCT-P01 series
HCT-BTP01 series

Model number: HCT-BTP01G1
HCT-BTP01G2

Dedicated gel pad

Instruction Manual

For use in Hong Kong, Singapore and the Philippines only.
If you made your purchase in another country,
please refer to manual from the relevant country.
www.elecom.co.jp/global/download-list/manual/

This product is a gel pad specially designed for the ECLEAR LEAN HCT-P01 series and ECLEAR LEANUP HCT-BTP01 series.
This product is a wearable device that can conduct low-frequency electric current on a human body.
Carefully read the instructions before using the ECLEAR LEAN HCT-P01 series or ECLEAR LEANUP HCT-BTP01 series to ensure you use the product properly.

Safety Precautions (Important)

To avoid injury and property damage, please comply strictly with the following instructions:
■ The categories of degree of damage or risk caused by failing to follow these instructions are as follows:

⚠ WARNING	indicates cases that have a "high probability of death or serious injury".	⚠ CAUTION	indicates cases that have a "probability of injury or physical damage".

Content marked "Prohibited" must be strictly avoided.	Content marked "Mandatory" must be strictly implemented.

⚠ WARNING	
	Intended for workouts only. Otherwise, an accident, fault or malfunction may occur.
	Do not use this product on any of the following body parts: • Chest and other parts near the heart; parts above the neck such as the head and face • Mucosal surfaces such as wounds, eyes, mouth and genitals • Parts that have undergone plastic surgery • Parts where metal, plastic or silica gel has been implanted • Backbone, spine • Parts with tattoos • Abdomen (during menses) • Parts where necklaces and watches are worn, or puncture sites
	Do not use the product when the surface of the gel pad is missing or deteriorating. Otherwise, an accident, fault or malfunction may occur.
	Turn off the power before connecting or removing the main unit and gel pads, and before pasting or removing the gel pads. Otherwise, an electric shock or malfunction may occur.
Do not disassemble	Do not disassemble, repair or modify the device. Otherwise, a fire or electric shock may occur.
	This product is intended for use by one person only. It cannot be used by multiple people at a time. Otherwise, an electric shock or accident may occur.

Method for Replacing Gel Pads

① **Make sure that the main unit is powered off (LED indicator is off).**

② **Remove the main unit from the gel pad.** [When using the core pad]

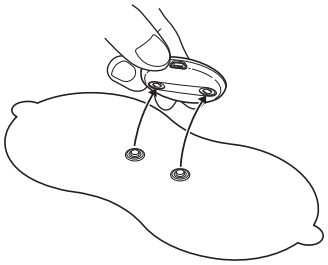

③ **Take the gel pads out of the bag.**
(Do not remove the protective film from the gel pad yet.)

④ **Connect the gel pad terminal to the main unit until you hear a click.**

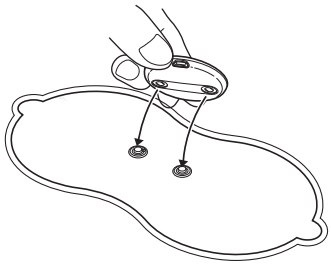

※ Replace the twin pads in the same manner.

⚠ CAUTION	
	Do not use or store the product in the locations below. • In direct sunlight or near a heating device or other high-temperature units • Where there is excessive moisture or vibration. Dusty environments Otherwise, a fire, electric shock or malfunction may occur.
	Do not leave the gel pads attached on the skin for a long time. Otherwise, inflammation of the skin may occur.
	Do not use a damp gel pad. Otherwise, an electric shock or accident may occur.
	Do not use this device when placing a gel pad on another pad. Otherwise, an electric shock or accident may occur.
	Do not place loads on the device or use the device in an unsuitable position. Doing so can cause an electrical malfunction.
	Use the gel pad in one place only on the same day. Do not use it for more than 30 minutes. It may cause accidents or discomfort.
	Do not use it on more than two locations at the same time. It will cause accidents or health problems.
	Ensure that the main unit and gel pad are connected correctly and securely before use.
	If you feel any discomfort or skin irritation such as eczema or redness or itching, stop using the device immediately and consult a specialist. It may cause accidents or health problems.
No wet hands	Do not touch the special USB cable or gel pads with wet hands. Otherwise, an electric shock, malfunction or accident may occur.
	Keep the device away from children. Otherwise, accidents may occur. If a child swallows the main unit, consult a specialist immediately.
	Follow local disposal requirements to dispose of the product.

Package Contents

Contact ELECOM one-stop shop to obtain product description materials (contact information is listed on the back).

Twin pad (2 pieces)
Model number: HCT-BTP01G1

Twin pad (consumable)

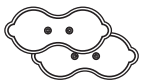

Storage sheet

Instruction Manual

Core pad (1 piece)
Model number: HCT-BTP01G2

Core pad (consumable)

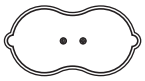

Storage sheet

Instruction Manual

*This product is not a medical equipment.
This product cannot analyse if you are ill or not.

Handling and servicing the product

■ Handling Gel Pads

- Do not touch the surface of the attachable side of the gel pads.
- Do not bend the gel pads.
- When not in use, paste the gel pads on the two sides of the storage sheet.
- Do not use a damp gel pad.
  Before use, completely drain the water and let the adhesive surface dry naturally.
- The gel pads must be stored in a suitable place and protected from direct sunlight and high humidity.

■ Maintenance of the Gel Pads (standard of reference: do maintenance once after every 30 times of use)

Before maintenance, remove the gel pad from the main unit.
Clean the gel pad in any of the following cases:

- The gel pad cannot be securely fixed
- Weak stimulation during use
- Tingling in skin during use
- Dirty gel pad
- The gel pad cannot be fixed to the storage sheet

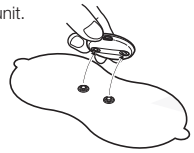

If the stimulation is still weak or your skin tingles after maintenance, replace the gel pad.

① **Run a small amount of water on the surface and rub it gently with your fingertips for several seconds.**
※ Do not pour on too much water, otherwise the viscosity will reduce and the contact surface to be bonded will be damaged.

② **Hold it by the grip and shake it sufficiently to remove excess water and let it air dry.**
※ If not dried thoroughly, adhesion decreases.
※ Do not wipe the adhesive surface with a tissue or cloth.
※ Avoid direct sunlight.

Example of gel pad attachment

Front

※ Attach the gel pad directly on to your skin.

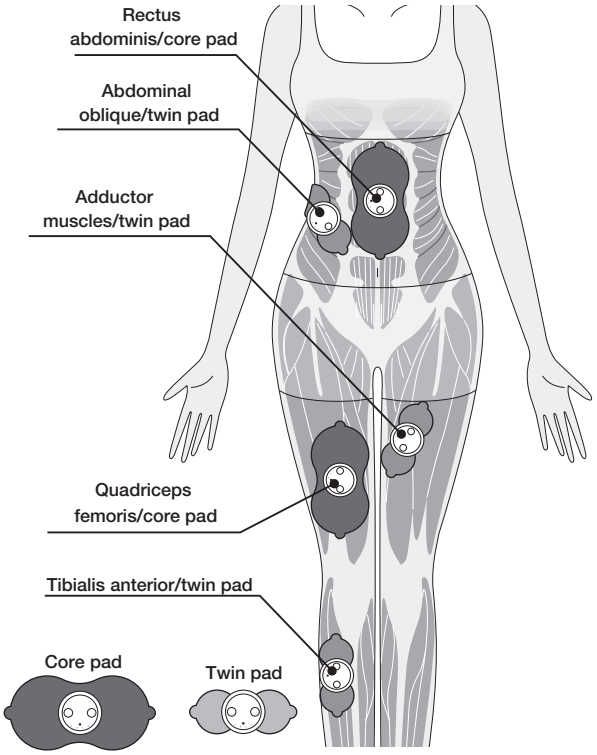

Back

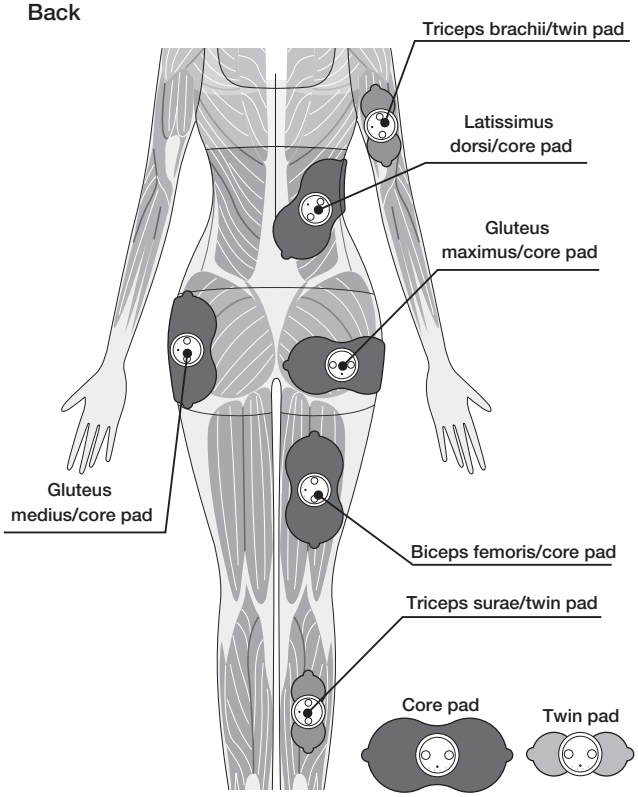

How to store

Please store this product in a place that meets the following conditions:

Storage temperature: -10°C to 60°C

Storage humidity: 20 to 85% RH

■ Maintenance and storage precautions

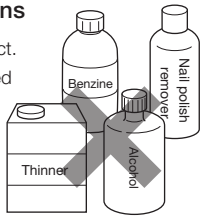

- Do not use benzene or thinner to clean the product.
- Do not store the product in the locations described below:
  - Under direct sunshine
  - High temperatures, high humidity, near water, or dusty environments
  - Vibrating surfaces
  - Where chemical agents are stored, or a corrosive gas is produced
- Place the product in a location that is out of reach of infants.

Ratings and Specifications

Product name	Gel pads specially designed for ECLEAR LEANUP/ECLEAR LEAN.
Corresponding main unit model	HCT-P01BU1, HCT-P01BU2, HCT-P01PN1, HCT-P01PN2, HCT-BTP01
Dimensions	Twin pad Approx. W125 × H50 mm × D5 mm Core pad Approx. W175 × H85 mm × D5 mm
Weight	Twin pad Approx. 5 g (2 pieces) Core pad Approx. 12 g (1 piece) ※ Average weight of one gel pad
Operating temperature and humidity ranges	0°C to 40°C; 20% to 85% RH
Storage environment temperature and humidity	-10°C to 60°C; 20% to 85% RH

A customer who purchases outside Japan should contact the local retailer in the country of purchase for enquiries. In "ELECOM CO., LTD. (Japan)", no customer support is available for enquiries about purchases or usage in/from any countries other than Japan. Also, no language other than Japanese is available. Replacements will be made under stipulation of the Elecom warranty, but are not available from outside of Japan.

ELECOM CO., LTD. www.elecom.co.jp/global/

ELECOM Sales Hong Kong Ltd. 2/F, Block A, 2-8 Watson Road, Causeway Bay, Hong Kong
TEL : +852 2806 - 3600 FAX : +852 2806 - 3300 email : info@elecom.asia

新宜麗客(上海)商貿有限公司
上海市徐汇区肇嘉浜路1065甲号1603H室電話 : +86 (0) 21-33680011 www.elecom.cn

ELECOM Singapore Pte. Ltd 33 UBI AVENUE 3 # 03-56. VERTEX SINGAPORE (408868)
TEL : +65 6347 - 7747 FAX : +65 6753 - 1791

ECLEAR lean up Gel pad
Instruction Manual
1st edition, January 25, 2019

ELECOM

©2019 ELECOM Co., Ltd. All Rights Reserved.

MSC-HCT-BTP01G_HK-SG-PH_en_ver.111